




Urban Heat Island Effects: How Temperature Influences Male Development and Behavior in the Western Black Widow Spider

Javier C. Urcuyo, J. Chadwick Johnson
School of Mathematical & Natural Sciences, Arizona St. Univ., West



INTRODUCTION

- The urban heat island (UHI) causes temperatures to be warmer in urban areas when compared to rural areas, due largely to built structures trapping heat [1].
- While some species are negatively affected by urbanization and the UHI, others thrive and are more successful than their rural counterparts [2], e.g., black widow spiders, *Latrodectus hesperus*.
- Temperature and terrestrial arthropod body mass are inversely correlated [3].
- Black widow males must mate while avoiding sexual cannibalism.
- Male competition leads to the female mating preference of larger black widow males [4].
- We predict increased temperatures cause males to develop more rapidly, have a lesser mass, and be more voracious when foraging and courting females.

METHODS

- We studied 359 male spiderlings that were F1 laboratory reared from gravid urban- and desert-collected females.
- Fifty eggs were processed from each F1 egg sac and split evenly between 27° and 33° treatments after 44 days at 24°C.
- These temperatures represent average July nighttime temperatures in desert (27°C) and urban (33°C) microhabitats for black widows (JCJ, unpubl. data).
- Developmental trends (molting, mortality) were recorded daily.
- Foraging voracity was scored incrementally for two hours and conducted with two flies for six feedings after each male's penultimate molt.
- Courtship activity (♂) on a fresh web was scored every 5 minutes for three hours after each male's ultimate molt.

RESULTS

- 33° males reach their penultimate molt 14 days quicker than 27° males ($F_{1,354}=10.549$, $p=0.001$) (Fig 1).
- Familial effect on development is also present ($F_{33,322}=4.874$, $p<0.001$).
- On average, 33° males weighed 2.0mg less than 27° males ($F_{1,14.2}=60.516$, $p<0.001$) (Fig 2).
- 33° males were significantly more voracious than 27° males when foraging for both the first fly ($F_{1,19.9}=8.637$, $p<0.01$) and the second fly ($F_{1,15.8}=19.236$, $p<0.001$) (Fig 3).
- In addition, foraging behavior proved to be highly repeatable for both first fly (intra-class correlation coefficient=0.593, $F_{240,1200}=2.457$, $p<0.001$) and second fly (intra-class correlation coefficient=0.509, $F_{241,1205}=2.036$, $p<0.001$).

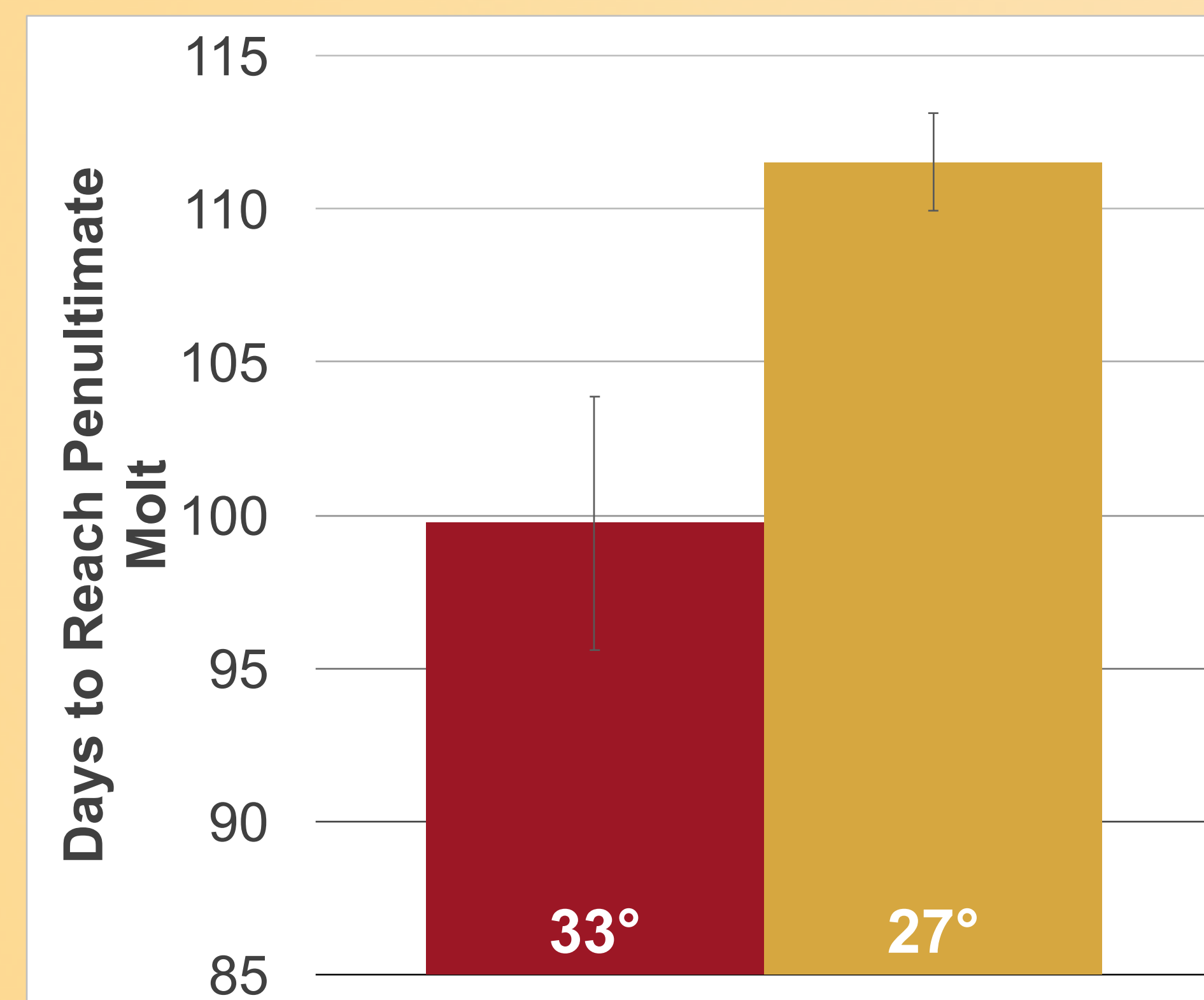


Figure 1. Temperature Effect on Developmental Trends.

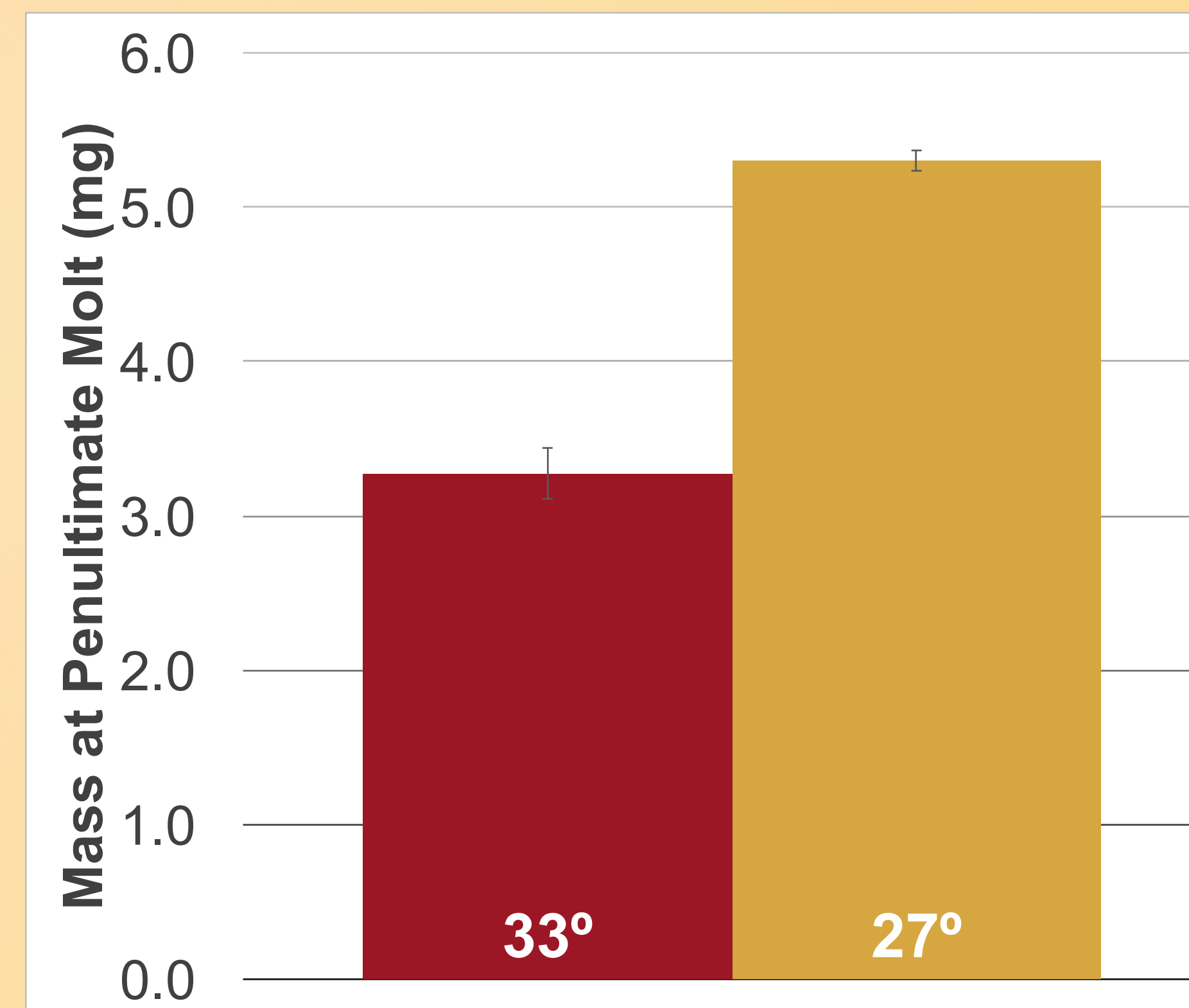


Figure 2. Temperature Effect on Mass at Penultimate Molt.

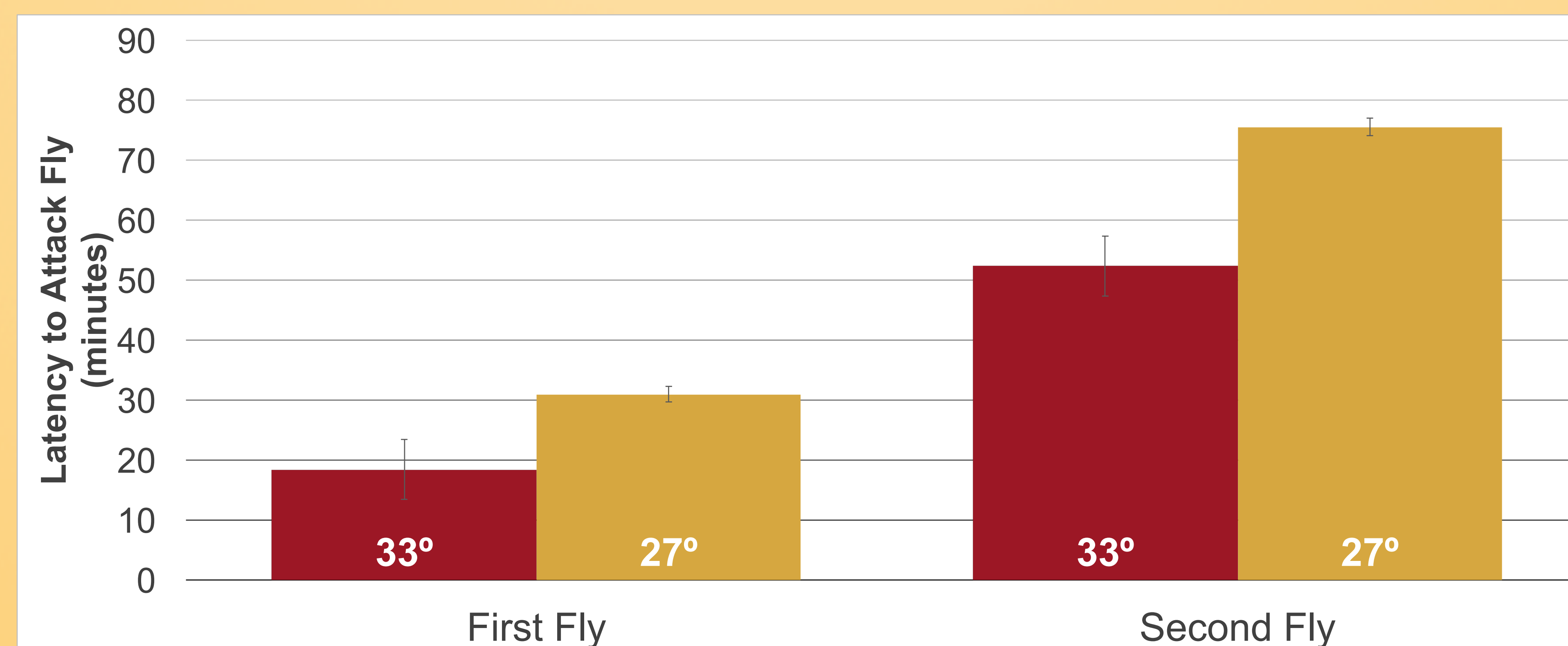


Figure 3. Temperature Effect on Latency to Attack First and Second Flies.

DISCUSSION

- UHI temperatures expedite development, reduced body mass, and promoted foraging voracity.
- Thus males exposed to UHI temperatures were able to court females before 27° males.
- Strong familial effects are present in our effect of temperature on development.
- While 66 males reached maturity in the 27° treatment, only 1 male reached maturity in the 33° treatment (and he died 1 day after).
- Thus potential temperature effects on male courtship activity could not be assessed.
- For many exothermic arthropods, increased temperatures lead to increased metabolisms [5].
- This might explain the increase in foraging voracity at UHI temperatures.
- However, in urban environments, spiders experience an increased prey abundance [6].
- Future studies will ask whether the combination of UHI temperatures and prey abundance allow black widows to thrive.

ACKNOWLEDGEMENTS

This research was supported in part by the Central Arizona-Phoenix Long-Term Ecological Research (CAP LTER). Special thanks to Carlee Brown, Riley Candia, Emily Garver, Claire Moen, Edwin Shumaker, and Ahmed Al-Ezzi for their assistance in feedings and conducting trials.

LITERATURE CITED

1. Kim, H.H.. 1991. International Journal of Remote Sensing, 13, 2219-2336.
2. Kark S. et al. 2007. Global Ecology and Biogeography, 16, 187-196.
3. Horne, C.R. et al. 2015. Ecology letters, 18, 327-335.
4. Elgar, M.A. et al. 1995. Behavioral Ecology, 7, 195-198.
5. DeVries Z.C. et al. 2013. Journal of Insect Physiology, 59, 638-645.
6. Trubl, P. et al. 2012. Urb. Ecosys., 15, 599-609.